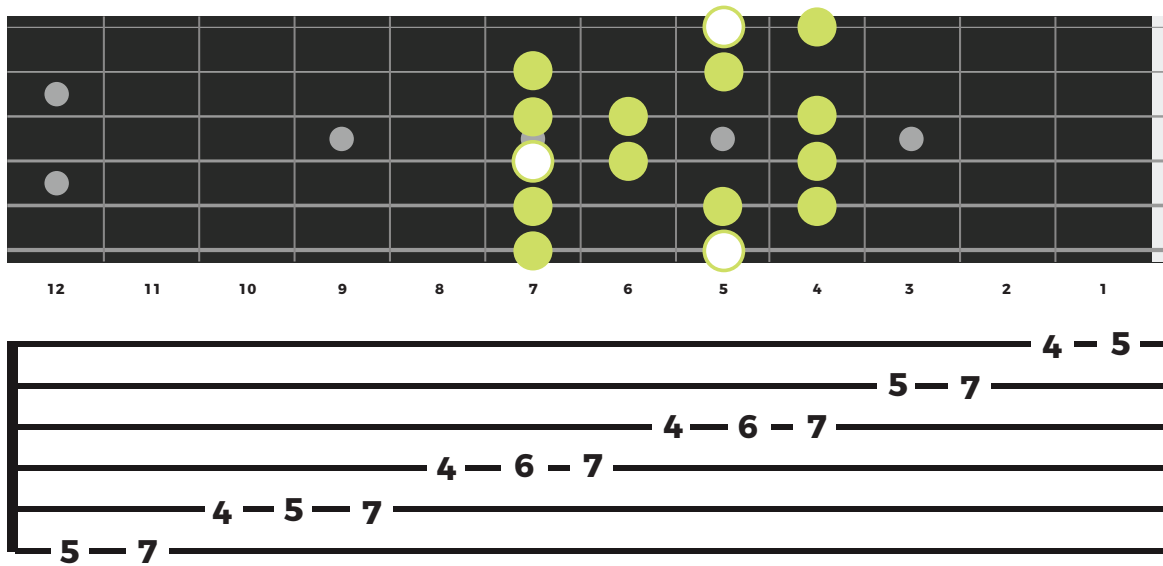


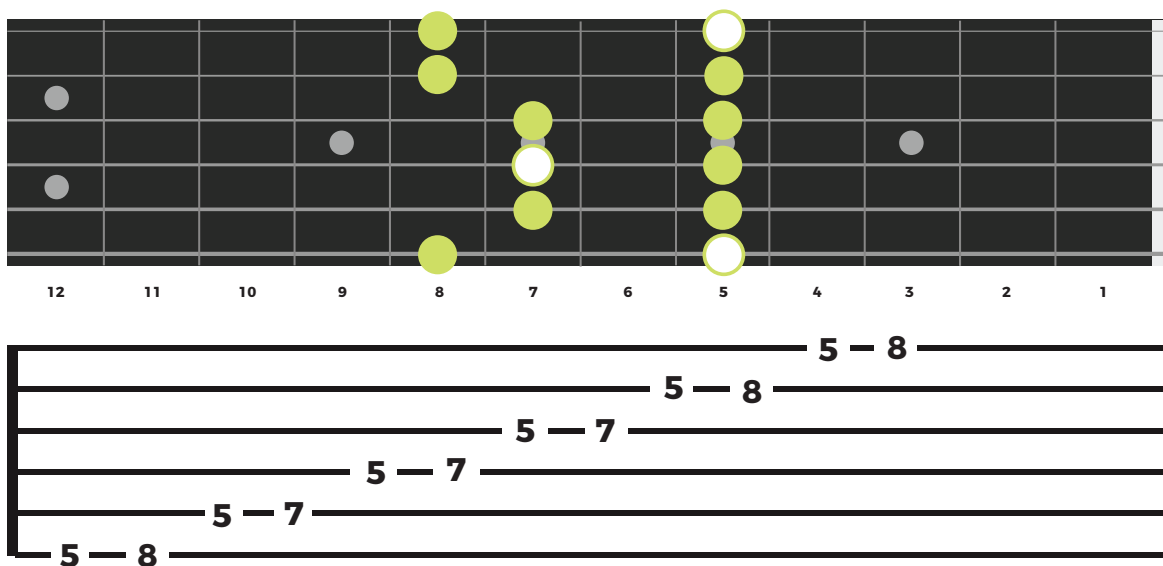
Essential Guitar Scales (Left-Handed)

Major Scale Pattern (The Foundation of Music)



The diagram shows the Major Scale Pattern on a fretboard from fret 12 to 1. The notes are: 12 (open), 11 (open), 10 (open), 9 (open), 8 (open), 7 (5), 6 (6), 5 (5), 4 (4), 3 (open), 2 (open), 1 (open). The notes 7, 6, 5, and 4 are marked as scale notes (green circles), while the root notes 5 and 4 are marked as root notes (white circles). Below the fretboard is a staff notation showing the scale across five strings: 4-5, 5-7, 4-6-7, 4-6-7, 4-5-7, and 5-7.

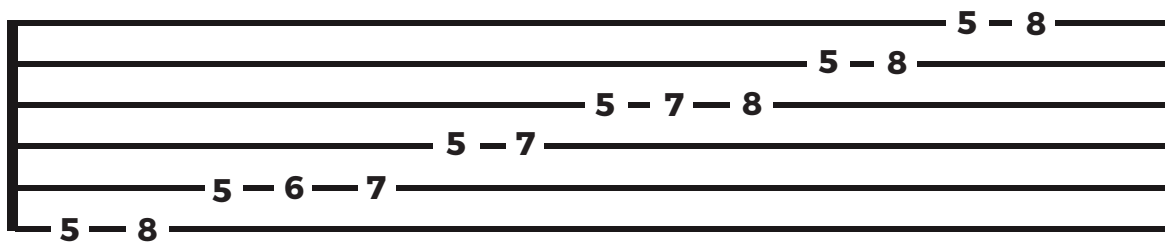
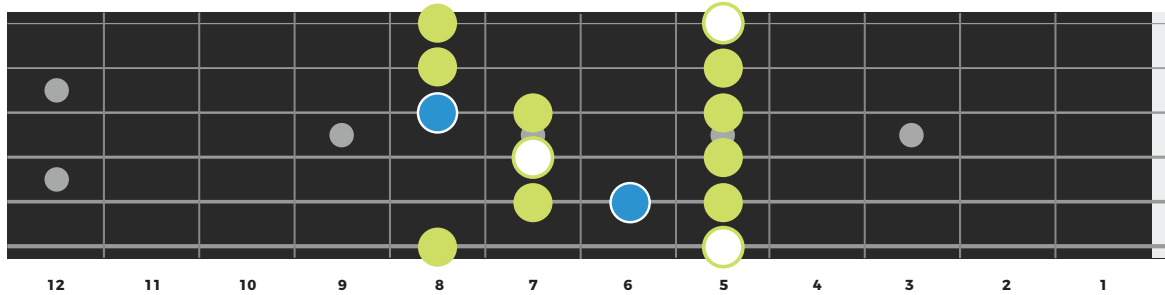
Minor Pentatonic Scale (The Blues/Rock Box)



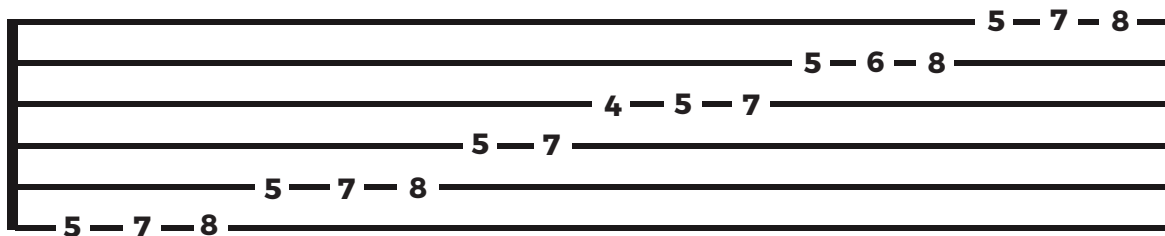
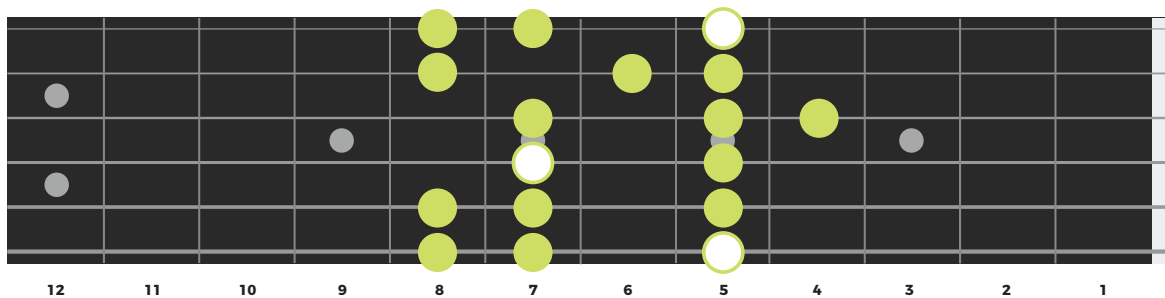
The diagram shows the Minor Pentatonic Scale on a fretboard from fret 12 to 1. The notes are: 12 (open), 11 (open), 10 (open), 9 (open), 8 (5), 7 (6), 6 (open), 5 (5), 4 (open), 3 (open), 2 (open), 1 (open). The notes 8, 7, 5, and 4 are marked as scale notes (green circles), while the root notes 5 and 4 are marked as root notes (white circles). Below the fretboard is a staff notation showing the scale across five strings: 5-8, 5-8, 5-7, 5-7, 5-7, and 5-8.

○ Root Note ● Scale Note

The Blues Scale (Pentatonic + Blue Note)

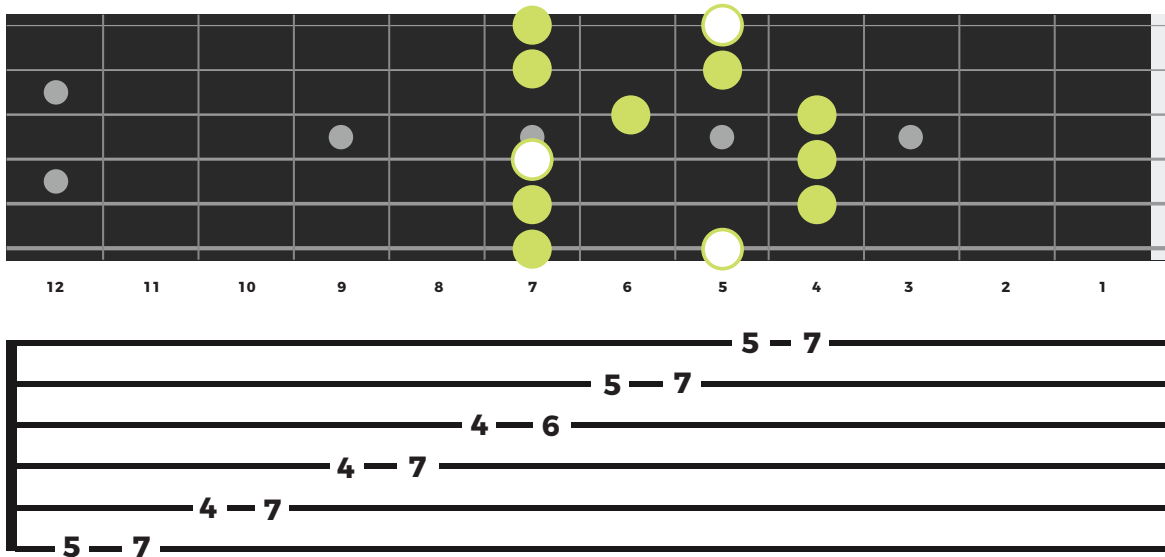


Natural Minor Scale Pattern (For Rock & Metal)



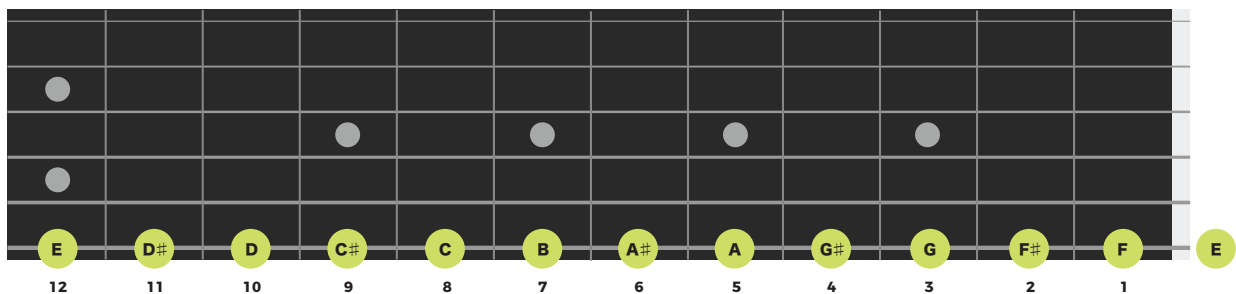
○ Root Note ● Scale Note ● Blue Notes

Major Pentatonic Scale (For Country & Pop)



○ Root Note ● Scale Note

How to Move These Patterns (Transposition)



Move the patterns up and down the neck. The Note name on the Low E string tells you the key.

Example: "Place the Green Root Note on the 5th Fret = A Scale. Place it on the 3rd Fret = G Scale.